

Town of Windham Fire & Rescue

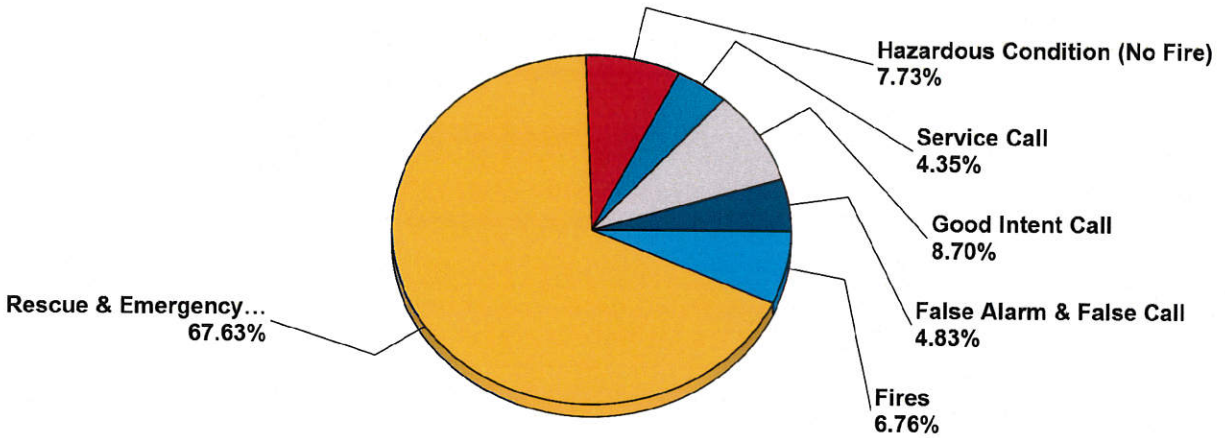
Windham, ME

This report was generated on 4/9/2014 4:53:34 PM



Breakdown by Major Incident Types for Date Range

Start Date: 03/01/2014 | End Date: 03/31/2014



MAJOR INCIDENT TYPE	# INCIDENTS	% of TOTAL
Fires	14	6.76%
Rescue & Emergency Medical Service	140	67.63%
Hazardous Condition (No Fire)	16	7.73%
Service Call	9	4.35%
Good Intent Call	18	8.70%
False Alarm & False Call	10	4.83%
TOTAL	207	100.00%

Only REVIEWED incidents included. Summary results for a major incident type are not displayed if the count is zero.

Detailed Breakdown by Incident Type

INCIDENT TYPE	# INCIDENTS	% of TOTAL
100 - Fire, other	2	0.97%
111 - Building fire	6	2.90%
113 - Cooking fire, confined to container	1	0.48%
114 - Chimney or flue fire, confined to chimney or flue	2	0.97%
116 - Fuel burner/boiler malfunction, fire confined	2	0.97%
131 - Passenger vehicle fire	1	0.48%
300 - Rescue, EMS incident, other	2	0.97%
311 - Medical assist, assist EMS crew	2	0.97%
320 - Emergency medical service, other	9	4.35%
321 - EMS call, excluding vehicle accident with injury	106	51.21%
322 - Motor vehicle accident with injuries	8	3.86%
323 - Motor vehicle/pedestrian accident (MV Ped)	1	0.48%
324 - Motor vehicle accident with no injuries.	11	5.31%
381 - Rescue or EMS standby	1	0.48%
411 - Gasoline or other flammable liquid spill	2	0.97%
412 - Gas leak (natural gas or LPG)	3	1.45%
424 - Carbon monoxide incident	6	2.90%
440 - Electrical wiring/equipment problem, other	1	0.48%
444 - Power line down	1	0.48%
463 - Vehicle accident, general cleanup	2	0.97%
480 - Attempted burning, illegal action, other	1	0.48%
500 - Service Call, other	2	0.97%
520 - Water problem, other	1	0.48%
550 - Public service assistance, other	1	0.48%
551 - Assist police or other governmental agency	1	0.48%
552 - Police matter	1	0.48%
561 - Unauthorized burning	1	0.48%
571 - Cover assignment, standby, moveup	2	0.97%
600 - Good intent call, other	7	3.38%
611 - Dispatched & cancelled en route	6	2.90%
622 - No incident found on arrival at dispatch address	3	1.45%
641 - Vicinity alarm (incident in other location)	1	0.48%
671 - HazMat release investigation w/no HazMat	1	0.48%
700 - False alarm or false call, other	1	0.48%
711 - Municipal alarm system, malicious false alarm	1	0.48%
730 - System malfunction, other	2	0.97%
731 - Sprinkler activation due to malfunction	1	0.48%
740 - Unintentional transmission of alarm, other	2	0.97%
745 - Alarm system activation, no fire - unintentional	2	0.97%
746 - Carbon monoxide detector activation, no CO	1	0.48%
TOTAL INCIDENTS:	207	100.00%

Only REVIEWED incidents included. Summary results for a major incident type are not displayed if the count is zero.

Town of Windham Fire & Rescue

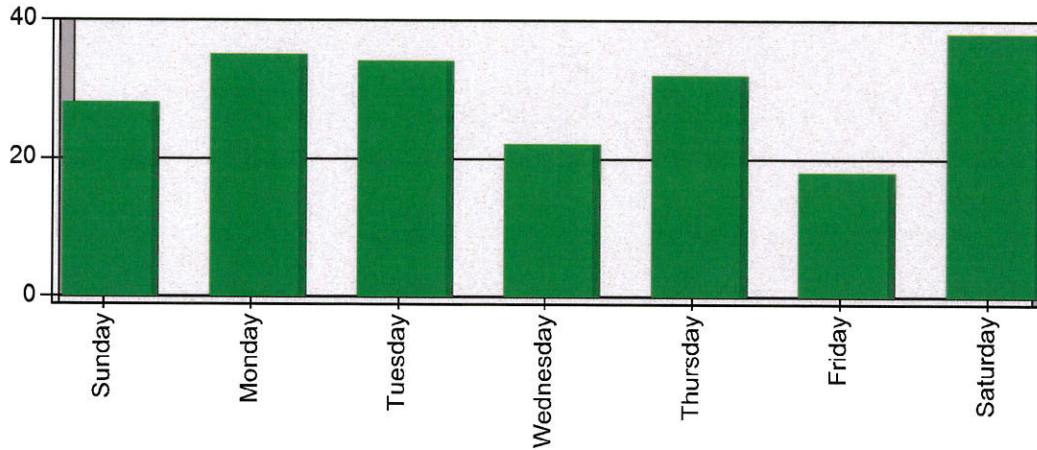
Windham, ME

This report was generated on 4/9/2014 4:54:15 PM



Incidents by Day of the Week for Date Range

Start Date: 03/01/2014 | End Date: 03/31/2014



DAY OF THE WEEK	# INCIDENTS
Sunday	28
Monday	35
Tuesday	34
Wednesday	22
Thursday	32
Friday	18
Saturday	38
TOTAL	207

Only REVIEWED incidents included

Town of Windham Fire & Rescue

Windham, ME

This report was generated on 4/9/2014 4:55:01 PM



Incident Count by Weekday and Hour for Zone and Date Range

Zone: All Zones | Start Date: 03/01/2014 | End Date: 03/31/2014

Hour	Sun	Mon	Tue	Wed	Thu	Fri	Sat	Hour	Total per Hour	Percent
00:00	2	0	0	1	2	0	4	00:00	9	4.35%
01:00	0	0	1	0	1	0	1	01:00	3	1.45%
02:00	1	0	1	2	0	0	1	02:00	5	2.42%
03:00	0	1	0	1	1	0	0	03:00	3	1.45%
04:00	2	0	1	0	0	0	1	04:00	4	1.93%
05:00	1	2	1	0	0	0	1	05:00	5	2.42%
06:00	1	0	2	1	3	0	0	06:00	7	3.38%
07:00	0	2	0	0	0	1	4	07:00	7	3.38%
08:00	2	2	1	1	2	2	3	08:00	13	6.28%
09:00	3	2	1	1	2	1	2	09:00	12	5.80%
10:00	0	4	5	3	2	2	3	10:00	19	9.18%
11:00	1	2	3	1	1	1	2	11:00	11	5.31%
12:00	3	2	1	1	2	1	1	12:00	11	5.31%
13:00	1	1	1	1	2	1	2	13:00	9	4.35%
14:00	2	6	1	0	2	1	1	14:00	13	6.28%
15:00	1	1	2	1	3	3	2	15:00	13	6.28%
16:00	1	4	1	3	3	2	2	16:00	16	7.73%
17:00	3	0	1	0	2	1	1	17:00	8	3.86%
18:00	0	2	3	2	2	1	4	18:00	14	6.76%
19:00	1	0	0	0	0	0	2	19:00	3	1.45%
20:00	0	3	3	1	1	1	1	20:00	10	4.83%
21:00	2	0	2	0	0	0	0	21:00	4	1.93%
22:00	1	1	3	1	1	0	0	22:00	7	3.38%
23:00	0	0	0	1	0	0	0	23:00	1	0.48%
Total Responses for Day	28	35	34	22	32	18	38	Total	207	100.00%
% of Responses for Day	10.71%	17.14%	14.71%	13.64%	9.38%	16.67%	10.53%			
% of Responses for Week	13.53%	16.91%	16.43%	10.63%	15.46%	8.70%	18.36%			

Incident Count by Weekday and Hour for Zone and Date Range. Zone information is defined on the Basic Info 3 screen of an incident. Only REVIEWED incidents included. Maximum call volumes for each day are shown with a RED background, and maximum call volumes for each hour are shown with a BLUE background. "% of Responses for Day" indicates the maximum hourly call volume as percentage of total calls for the day of the week. "% of Responses for Week" indicates the total number of calls for the day of the week as a percentage of total calls.

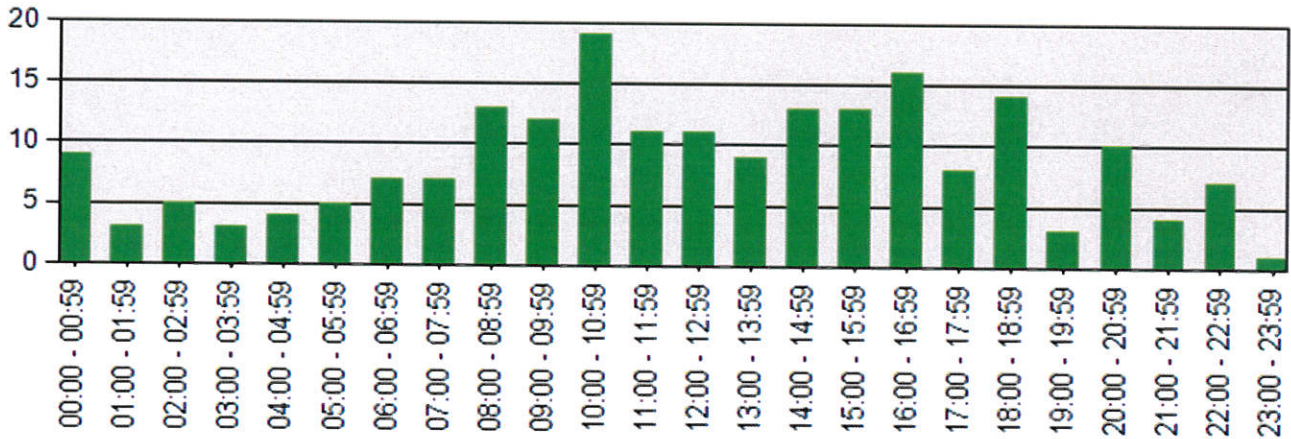
Town of Windham Fire & Rescue

Windham, ME

This report was generated on 4/9/2014 4:57:01 PM

Incidents per Hour for Incident Type Range for Date Range

Incident Range: 100 - 911 | Start Date: 03/01/2014 | End Date: 03/31/2014



HOUR	# of CALLS	# of CALLS
00:00 - 00:59		9
01:00 - 01:59		3
02:00 - 02:59		5
03:00 - 03:59		3
04:00 - 04:59		4
05:00 - 05:59		5
06:00 - 06:59		7
07:00 - 07:59	7	
08:00 - 08:59	13	
09:00 - 09:59	12	
10:00 - 10:59	19	
11:00 - 11:59	11	
12:00 - 12:59	11	
13:00 - 13:59	9	
14:00 - 14:59	13	
15:00 - 15:59	13	
16:00 - 16:59	16	
17:00 - 17:59	8	
18:00 - 18:59	14	
19:00 - 19:59		3
20:00 - 20:59		10
21:00 - 21:59		4
22:00 - 22:59		7
23:00 - 23:59		1
TOTAL:	146	61

Total Calls for March 2014 is 207

Only REVIEWED incidents included.

Only REVIEWED incidents included.