



**JUNE 2017**

**RSU 14 SCHOOL DISTRICT  
SERVING WINDHAM-RAYMOND STUDENTS**



**WINDHAM**

**RAYMOND**

**SCHOOL**

# LINK

**Dear Parents/Guardians and Community Members,**

Spring has sprung and it is a wonderful time of year as we celebrate the ending of another fine school year. As a school community, we can be incredibly proud given the talents of our students and how we always stay true to our mission, "Success for All."

Indeed, it has been an ambitious year implementing our newly adopted Strategic Plan. We know all the thoughtful planning is important and with the stellar efforts of our employees, the work moves forward and never has time to sit on a shelf.

As we think about our 3 long-term goals: **1) Design for Learning; 2) Environment for Learning; and 3) Technology for Learning;** we are excited to embark on seeking adoption of our proposed FY 18 Budget knowing our journey will ensure that our students achieve at a high level.

Americans once again name the lack of financial support as the biggest problem facing our schools and their communities with regards to public school funding. This has been a consistent message from the public for the past ten years. (PPK Gallup Poll, Sept., 2015) We continue to have budget challenges at the forefront. RSU 14 will receive \$816,428 less state aid funding in the coming year. As a reminder to you, the State's inability to live up to its obligation to pay 55% of the cost of education is effecting budgets across the state. Maine is currently funding 46% of the 55% target funding that was placed in to law in 2009.

RSU 14 has seen slow student enrollment growth and we have held fairly steady at just over 3000 students for the past several years. Even with this growth, we have not seen complimentary increases in state allocations. In fact, when the Windham and Raymond School Departments regionalized eight years ago, the district received \$14.5 million. It is proposed that the district receive a similar state allocation of \$14.5 million nine years later.

In Cumberland County alone, 11 of 14 school systems are seeing significant decreases in the subsidy for FY18. Please understand that more than half the districts in the state are losing money under the proposed budget. Less state aid funding can shift costs to local communities and requires higher property taxes.

Between 2004-05 and 2014-15 school years, total state spending on "system administration" actually declined from \$69.5 million to \$66.7 million. The state average system administration expenditures for 2015-2016 were at 3.11% - RSU 14 was at 2.72%.

We continue to take our fiscal oversight very seriously. The state average per pupil cost is \$12,940 – RSU14 is spending \$366.00 less per pupil based on the recent data from the Department of Education for the 2015-2016 school year.

Another challenge for RSU 14 has been the shift of Maine Public Employees Retirement (MePERS) expenses to local taxpayers. The MePERS "normal" costs have had a detrimental effect on local taxes – an increase to our FY18 operating budget alone of \$839,000.

The \$44,799,277 FY18 budget reflects a 3.98% increase over last year. To give you a nine-year perspective, the budget has only increased at an average rate of 1.62% between 2009 and 2018. It is clear that we provide a high quality educational experience for our students at a great value.


All these factors contribute to why the proposed budget has an increase of 3.98%. It has been our practice to provide the public with information that will allow for informed decision making. As always, we appreciate the support of our Windham and Raymond communities as we move through the budget process. We believe we have built a responsible and prudent school budget that provides the most value to our greatest assets, our children.

The budget validation referendum will be held on June 13, 2017. Polls open at Windham High School and Jordan Small Middle School: 7:00 a.m. – 8:00 p.m.

I truly hope you can get out to vote – your continued support is valued and most appreciated.

Sincerely,

**Sanford J. Prince  
Superintendent**







## System Administration Expenditures 2015 - 2016\*

District	% of Budget
Portland	4.50%
Westbrook	4.43%
Yarmouth	3.34%
MSAD 61 (Lakes Region)	3.20%
<b>State Average</b>	<b>3.11%</b>
Cape Elizabeth	3.04%
Gorham	2.99%
South Portland	2.96%
MSAD 51 (Cumberland)	2.83%
<b>RSU 14</b>	<b>2.72%</b>
MSAD 15 (Gray)	2.68%
MSAD 6 (Standish/Buxton)	2.55%
Scarborough	2.36%

## Graduation Rate Comparison 2015

Districts with over 3,000 students	2015 Grad Rate
<b>RSU 14</b>	<b>90.2</b>
BANGOR	87.4
SOUTH PORTLAND	86.5
PORTLAND HIGH SCHOOL	85.8
RSU 57 MASSABESIC HIGH SCHOOL	83.8
SANFORD	83.2
MSAD 17 OXFORD HILLS HIGH SCHOOL	80.1
AUBURN	80.0
MSAD 6 BONNY EAGLE HIGH SCHOOL	78.5
LEWISTON	69.3
<b>State Average for 2014-2015: 87.5%</b>	



**The RSU 14  
"Special Olympians"**  
swam their best and represented  
our district proudly at the  
Special Olympics Swim Meet  
held in Cape Elizabeth.



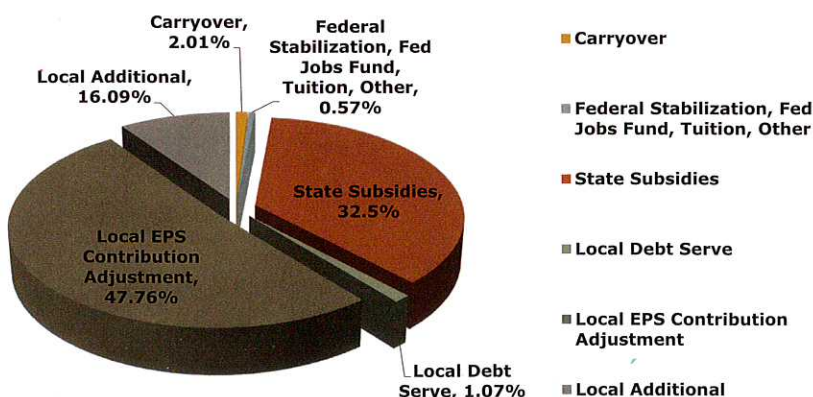
**OUR BUDGET - TOTAL BUDGETS**

Year	Total Budgets	Increase/Decrease	Percentage
08-09	Raymond 8,935,040 Windham <u>29,946,218</u> Total 38,881,258		
09-10 First yr. of consolidation	38,456,859	<424,399>	-1.09%
10-11	36,945,642	<1,511,217>	-3.93% Includes \$961,501 AARA*
11-12	37,961,648	1,016,006	2.75% Includes \$714,505 AARA*
12-13	38,960,507	998,859	2.63%
13-14	39,690,875	730,368	1.87%
14-15	41,087,580	1,396,705	3.52%
15-16	\$42,052,966	\$965,356	2.35%
16-17	43,083,269	1,030,303	2.45%
<b>17-18</b>	<b>44,799,277</b>	<b>1,716,007</b>	<b>3.98%</b>

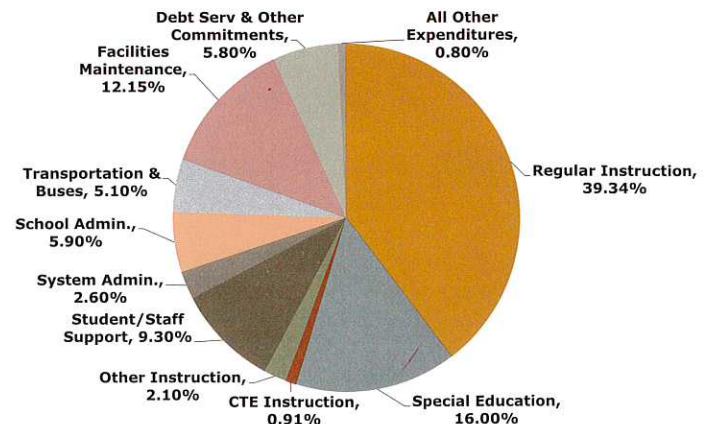
The average budget for RSU 14 from 2009 to 2018 increased an average of 1.62% annually.

\*AARA=American Recovery and Reinvestment Act

### OUR BUDGET REVENUES – WHERE THE MONEY COMES FROM



### OUR BUDGET HOW THE BUDGET WILL BE ALLOCATED

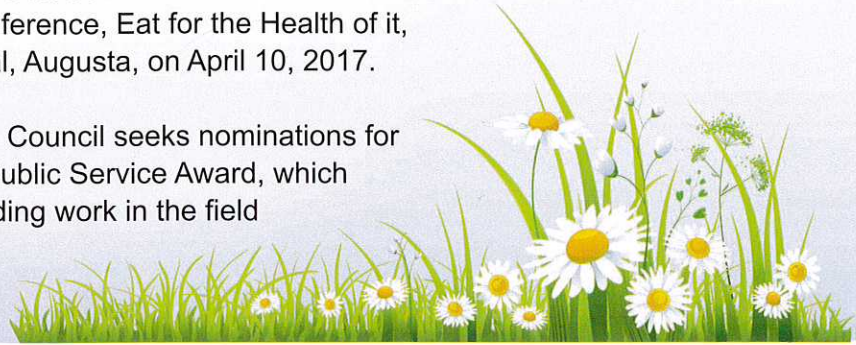






Jeanne Reilly, RSU 14 Director of School Nutrition, accepts the Katherine O. Musgrave Public Service Award at the Maine Nutrition Council's Annual Conference, Eat for the Health of it, held at Maine General Hospital, Augusta, on April 10, 2017.

Each year, the Maine Nutrition Council seeks nominations for their Katherine O. Musgrave Public Service Award, which recognizes people for outstanding work in the field of nutrition within the state.



*The Windham High School Jobs for Maine's Graduates Career Association leadership team and Dave Berrang, JMG Specialist, visited the RSU14 School Board during its May 3rd meeting.*

*The students each had a turn at the podium to explain the purpose of JMG at the high school and the effect the program has had on their lives personally. The mission of JMG is to partner with public education and private business to offer results-driven solutions to ensure all Maine students graduate, attain post-secondary credentials and pursue meaningful careers.*



**Pictured front from left to right are students, Mercedes Fickett; Jordan Scarpa; specialist, Dave Berrang; Naysha Franco and Heath Farides.**

# **Our Mission: Success for all RSU 14 Students Soar Towards Success!**

**Maine Principals' Association (MPA) Good Sportsmanship Banner!**

Wrestling team • Girls Basketball - for the 2nd year in a row! • Boys Cross Country A South





## BUDGET CHALLENGES STATE SUBSIDY HISTORY

Year	Total Subsidy	Increase/Decrease
FY 09	Raymond 900,000 Windham <u>13,884,050</u> Total 14,784,337	<851,056>
FY 10	14,553,619	<230,718>
FY 11	13,050,074	<1,503,545>
FY 12	13,660,268	610,194
FY 13	14,023,256	362,988
FY 14	*14,157,915	134,659
FY 15	*14,828,641	670,726
FY 16	*15,335,186	\$506,545
FY 17	*14,643,664	<691,522>
<b>FY 18</b>	<b>\$13,723,836</b>	<b>&lt;919,828&gt;</b>

Subsidy FY09 = 14,784,337  
FY18 = 13,723,836

<1,060,501> This is the subsidy change from 2009 to 2018.

\*Net of MePers Expense

## GOOD VALUE RSU 14 VS. STATE AVERAGE 2015-2016

Per Pupil Expenditure by Type	RSU 14 Total Expenditure	State Total Expenditure
Regular Instruction	\$4,847	\$5,274
Special Ed Instruction	1,980	2,064
Career and Technical Education (CTE)	150	266
Other Instruction	268	287
Student and Staff Support	1,138	1062
System Admin	342	402
School Admin	733	686
Transportation and Buses	640	699
Facilities Maintenance	1,599	1,435
Debt Service	854	709
All Other	24	55
<b>Total</b>	<b>\$12,574</b>	<b>\$12,940</b>

RSU 14 is spending **\$366** less per pupil than the state average.

## GOOD VALUE

RESIDENT PER PUPIL OPERATING COSTS (K-12) 2015-16



Community	K-12 Per Pupil Cost
MSAD 51 (Cumberland)	15,991
Falmouth	15,505
MSAD 61 (Lakes Region)	15,477
South Portland	14,925
Portland	14,044
Yarmouth	14,015
Scarborough	13,662
Gorham	12,957
Westbrook	12,602
<b>RSU 14</b>	<b>12,574</b>
MSAD 15 (Gray)	11,525
<b>STATE AVERAGE</b>	<b>12,940</b>





# LINK

Windham Raymond School Department  
228 Windham Center Road, Windham, ME 04062



## RSU14 Windham Raymond School District School Calendar 2017 - 2018

Approved by RSU14 Board of Directors 5.3.17

July 2017						
Su	M	Tu	W	Th	F	Sa
						1
2	3	4	5	6	7	8
9	10	11	12	13	14	15
16	17	18	19	20	21	22
23	24	25	26	27	28	29
30	31					

August 2017						
Su	M	Tu	W	Th	F	Sa
		1	2	3	4	5
6	7	8	9	10	11	12
13	14	15	16	17	18	19
20	21	22	23	24	25	26
27	28	29	30	31		

September 2017						
Su	M	Tu	W	Th	F	Sa
					1	2
3	4	5	6	7	8	9
10	11	12	13	14	15	16
17	18	19	20	21	22	23
24	25	26	27	28	29	30

October 2017						
Su	M	Tu	W	Th	F	Sa
1	2	3	4	5	6	7
8	9	10	11	12	13	14
15	16	17	18	19	20	21
22	23	24	25	26	27	28
29	30	31				

November 2017						
Su	M	Tu	W	Th	F	Sa
			1	2	3	4
5	6	7	8	9	10	11
12	13	14	15	16	17	18
19	20	21	22	23	24	25
26	27	28	29	30		

December 2017						
Su	M	Tu	W	Th	F	Sa
					1	2
3	4	5	6	7	8	9
10	11	12	13	14	15	16
17	18	19	20	21	22	23
24	25	26	27	28	29	30
31						

July	
4	Independence day
Gr. K-5 Early Release every Wednesday	
Windham release: 12:50	
Raymond Release: 12:30	

August	
25	New Staff Orientation
28	All Staff In-Service Day
29	1st Day (Students Gr. 1-9)
30	1st Day (Students Gr. 10-12)
31	1st Day (Kindergarten)

September	
1	No School
4	Labor Day

October	
6	Teacher In-Service Day
9	Columbus Day

November	
1	Early Release - High School Only
10	Veterans Day Observed - No School
22	Teacher Work Day - No School
22-24	Thanksgiving Break

December	
6	Early Release Gr. 6-12 Windham
	Early Release Gr. 5-8 JSMS
22-29	Winter Break

January 2018						
Su	M	Tu	W	Th	F	Sa
	1	2	3	4	5	6
7	8	9	10	11	12	13
14	15	16	17	18	19	20
21	22	23	24	25	26	27
28	29	30	31			

February 2018						
Su	M	Tu	W	Th	F	Sa
				1	2	3
4	5	6	7	8	9	10
11	12	13	14	15	16	17
18	19	20	21	22	23	24
25	26	27	28			

March 2018						
Su	M	Tu	W	Th	F	Sa
				1	2	3
4	5	6	7	8	9	10
11	12	13	14	15	16	17
18	19	20	21	22	23	24
25	26	27	28	29	30	31

April 2018						
Su	M	Tu	W	Th	F	Sa
1	2	3	4	5	6	7
8	9	10	11	12	13	14
15	16	17	18	19	20	21
22	23	24	25	26	27	28
29	30					

May 2018						
Su	M	Tu	W	Th	F	Sa
		1	2	3	4	5
6	7	8	9	10	11	12
13	14	15	16	17	18	19
20	21	22	23	24	25	26
27	28	29	30	31		

June 2018						
Su	M	Tu	W	Th	F	Sa
					1	2
3	4	5	6	7	8	9
10	11	12	13	14	15	16
17	18	19	20	21	22	23
24	25	26	27	28	29	30

January	
1	New Year's Day - No School
15	Martin Luther King Jr. Day

February	
7	Early Release Gr. 6-12 Windham
	Early Release Gr. 5-8 JSMS
19-23	Vacation Week

March	
7	Early Release Gr. 6-12 Windham
	Early Release Gr. 5-8 JSMS
16	Teacher In-Service Day

April	
13	Teacher Workday - No School
16-20	Vacation Week
27	Kindergarten No School due to screening Raymond
30	Kindergarten No School due to screening Windham

May	
1	Kindergarten No School due to screening Windham
9	Early Release Gr. 6-12 Windham
	Early Release Gr. 5-8 JSMS
28	Memorial Day

June	
8	Last Day *
*add snow days to determine last day of school.	
10	Graduation Day
175	Student days
180	Teacher Days

Contributors: Dave Berrang, Jeanne Reilly, Rich Drummond, Lisa Garneau